



# 雷霆噴射加大歧管使用說明




## FI BORE UP INTAKE MANIFOLDS FOR RACING 125/150 INSTALLING MANUAL

- 配件：** A.歧管墊片 (1PC)  
**ACCESSORIES:** INTAKE GASKET (1PC)  
B.內六角螺絲 M6\*1.0\*25MM (1PC)(鎖油嘴用)  
HEX SOCKET CAP SCREWS M6\*1.0\*25MM (1PC)  
(FOR SCREWING INJECTOR)  
C.12\*6.2\*12.5MM套管 (1PC)  
雷霆150用  
BUSH 12\*6.2\*12.5MM (1PC) (FOR RACING 150)  
D.12\*6.2\*4.5MM套管 (1PC)  
雷霆125、VJR100/110、MANY100/110用  
BUSH 12\*6.2\*4.5MM (1PC)  
(FOR RACING 125 / VJR100/110 / MANY 100/110)



預留雙孔負壓孔，通用100/110/125車系沒有用時塞住。

LEAVE 2 VACUUM HOLES.  
FOR RACING 125 / VJR100/110 / MANY 100/110  
PLEASE BLOCK UP HOLES IF NO USING.



原廠油嘴蓋  
ORIGINAL INJECTOR COVER

歧管  
INTAKE


1.套管是裝配在油嘴蓋與歧管中間

1.BUSH IS INSTALLED BETWEEN INJECTOR COVER AND INTAKE.



2.VJR、MANY車系使用該歧管需將風扇蓋小部份研磨加大擴孔(如上圖紅線處)

2.FOR VJR100/110 / MANY 100/110,  
PLEASE GRIND SMALL PART OF FAN COVER AND BORE UP HOLE FOR INTAKE INSTALLING AS PHOTO ABOVE. (RED LINE.)



3.VJR車系需注意置物箱會輕壓到油嘴蓋，須將置物箱研磨一小孔或用火焰噴燈將置物箱烤軟後往上整型，調整時候須立中柱調整

3.FOR VJR100/110, LUGGAGE BOX WILL PRESS INJECTOR COVER A LITTLE, SO PLEASE GRIND A SMALL HOLE ON THE LUGGAGE BOX.  
OR, PUT SCOOTER WITH MAINSTAND AND THEN USE GAS TO HEAT LUGGAGE BOX SOFT AND ADJUST IT UP.