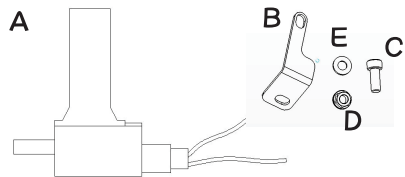


勁戰直接點火式線圈說明(加厚版)

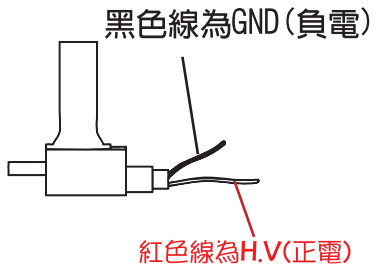


諸原表:

- | | |
|-----------------------|------|
| A. 直接點火 | 1PC |
| B. 固定架 | 1PC |
| C. 白鐵內六角螺絲M6X1.0X20 | 2PCS |
| D. M6X1.0墊片螺帽 | 1PC |
| E. 外徑13X內徑6.5X厚度1.5華司 | 2PCS |

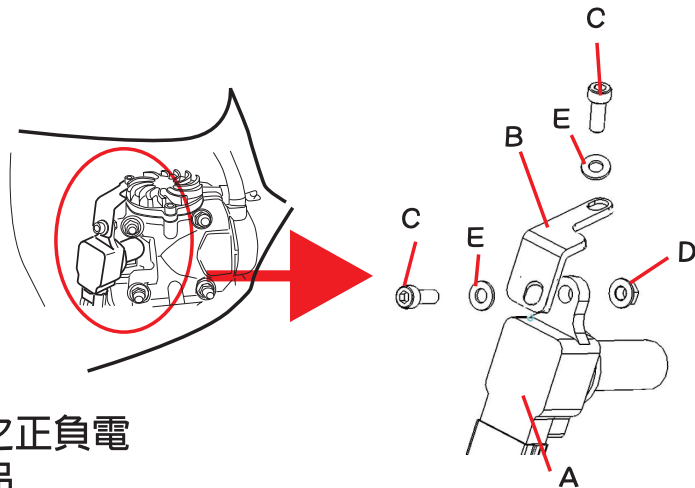
適用車種:

勁戰、新勁戰、BWS125、GTR、GTR AERO、RS4V、CUXI4V

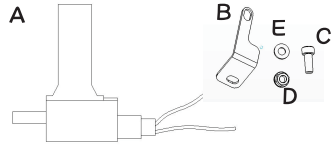


安裝說明:

剪掉原車高壓電線圈之正負電
，然後依圖安裝本產品



DIRECT IGNITION COIL FOR CYGNUS 125 INSTALLING MANUAL



PARTS LIST:

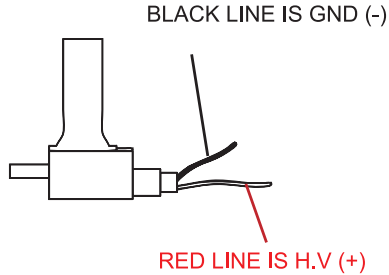
A.DIRECT IGNITION COIL*1PC

B.BRACKET*1PC

C.STAINLESS HEX SCREW M6*1.0*20*2PCS

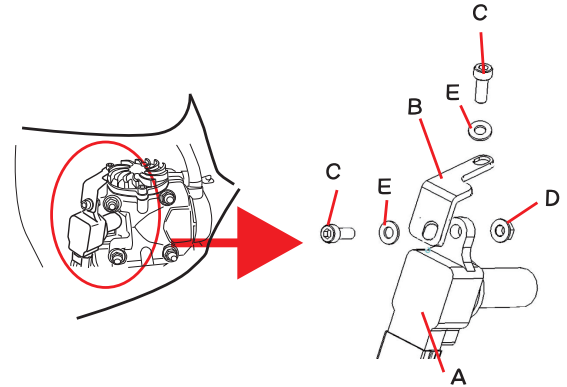
D.GASKET NUT M6*1.0*1PC

E.WAHSER 13*6.5*1.5*2PCS



INSTALLING MANUAL:

CUT ORIGINAL HIGH TENSION COIL (+) & (-),
INSTALL DIRECT IGNITION COIL BY THE PHOTO
EXPLANATION



AVAILABLE MODELS

CYGNUS125 / NEW CYGNUS 125 / BW'S 125 / GTR 125 / GTR AERO 125 / RS 100 4V / CUXI 100 4V