

- 感謝您購買 **NCY** 產品，在此向您至萬分謝意。使用之前，請您務必詳讀並參照安裝說明，並且正確組裝。
- Before installing, please read Installing Manual well.

■ ■ 1-1 配件 ACCESSORIES :

CNC 端子後視鏡 / CNC BAR END PLUG MIRROR



CNC 3D工法切銷，極緻質感，防眩光鏡面，符合歐盟標準。
依個人視角調整角度，行車安全提昇。
依個人車手管內徑孔洞大小配合組裝套管。
套管依需求增減避免油門與端子干涉。
(鏡面尺寸：Ø94.50mm) 適用車把內徑 Ø13~Ø18mm

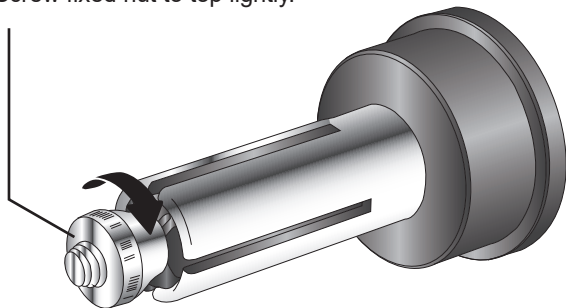
CNC 3D machine with extreme quality.
Anti-glare mirror meets European Union Standard.
Adjust the angle depending on riders' requirement;
upgrade safety riding.
Assemble bush by the different handlebar ID size.
Add bush with the requirement to prevent throttle assembling interference from the bar end plug.
Mirror size 94.5mm. For handlebar ID 13~18mm.

x1set

■ ■ 2-1 安裝說明示意圖 *Installing Manual*

將固定螺帽輕輕拴緊至頂部。

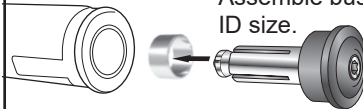
Screw fixed nut to top lightly.



1.


依個人車手管內徑孔洞大小配合組裝套管。

Assemble bush by the different handlebar ID size.



套管依需求增減避免油門與端子干涉。

Add bush with the requirement to prevent throttle assembling interference from the bar end plug.



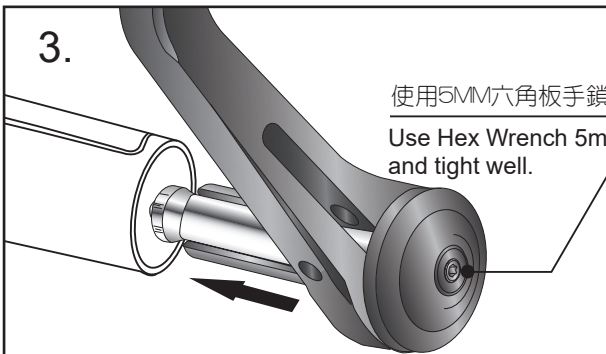
如套筒不適用時建議端子與握把油門間距3mm。

2. If bush is not available for using, suggesting that the distance is 3mm between bar end plug and throttle.

3.

使用5MM六角扳手鎖緊。

Use Hex Wrench 5mm and tight well.



4.

依個人視角調整角度後拴緊螺絲固定。

Adjust the angle depending on riders' requirement and screw the bolt tightly.

